



# ICE 1406 Series Cube ICE Maker

- ✓ Produces up to 1466 lbs. (666 Kgs.)\* of ICE per day
- ✓ Constructed from sturdy, corrosion-resistant 300 series stainless steel
- ✓ Ultra-low profile - 26 inches (660 mm) tall
- ✓ Available with an air-, water- or remote-cooled condenser



ICE 1406 on a B100 Bin

## **ICE-O-Matic® is the Best ICE Making Solution for: Hard Water, Food Safety and Tight Spaces**

### **Problem**

#### **Food Safety**

Food safety concerns about slime- and odor-causing bacteria

#### **Hard Water**

Scaling due to hard water slows Ice production

#### **Tight-Fitting Spaces**

Inadequate air flow due to tight-fitting spaces reduces Ice production

#### **Corrosion**

Salt air corrosion of outdoor equipment located in coastal regions

### **Solution**

#### **PURE ICE™ - Exclusively by ICE-O-Matic®**

Built-in antimicrobial protection for the life of the machine prevents bacteria and slime fungus growth. ICE-O-Matic's® optional water filtration system provides protection against unpleasant tastes, odors and scale formation.

#### **Harvest Assist**

Consistent ICE production 24/7 by pushing the ICE into the bin rather than waiting for gravity to overpower the scale

#### **Maximum ICE**

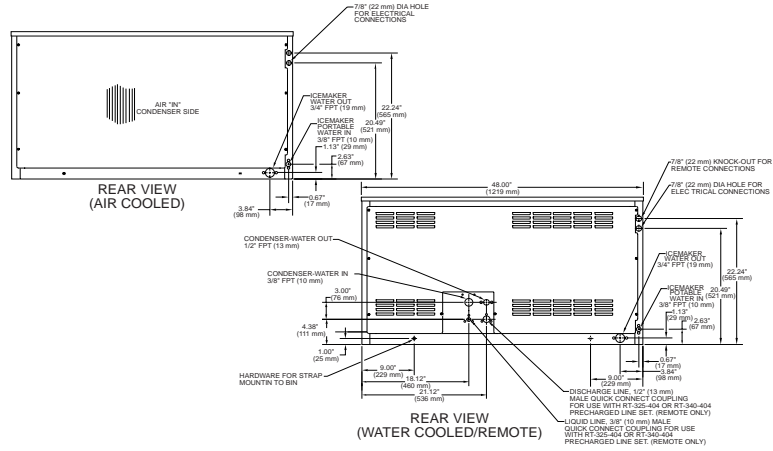
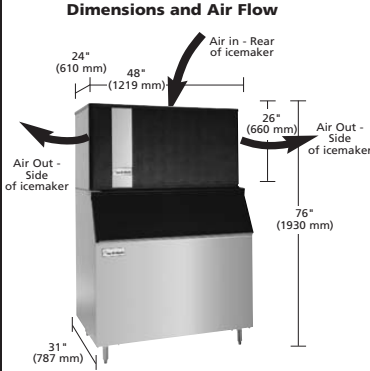
Maximum ICE production in a minimum amount of space with an ultra-low profile - 48 inches wide / 26

#### **Sea Salt Corrosion Protection**

All remote condensers are coated with a salt air corrosion protection – FREE

\*Rated at 70 ° (21°) Air/50° (10°) Water

# ICE 1406 Series Cube ICE Maker



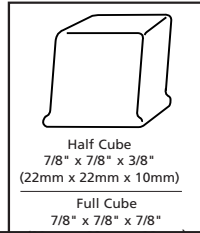
### ICE PRODUCTION CHART POUNDS (KILOGRAMS) PER 24 HOURS

		ICE 1406			ICE 1405			
Conds. Unit	Air Temp. °F (°C)	Water Temp. °F (°C)			Air Temp. °F (°C)	Water Temp. °F (°C)		
		80°(27°)	70°(21°)	50°(10°)		80°(27°)	70°(21°)	50°(10°)
Air Cooled	90° (32°)	1043 (474)	<b>1122 (510)</b>	1260 (573)	90° (32°)	838 (381)	<b>901 (410)</b>	1046 (475)
	80° (27°)	1152 (524)	1239 (563)	1363 (619)	80° (27°)	976 (444)	1049 (477)	1154 (525)
	70° (21°)	1239 (563)	1333 (606)	<b>1466 (666)</b>	70° (21°)	1068 (485)	1148 (522)	<b>1263 (574)</b>
Water Cooled	90° (32°)	1104 (502)	<b>1187 (540)</b>	1271 (578)	90° (32°)	1030 (468)	<b>1107 (503)</b>	1195 (543)
	80° (27°)	1128 (513)	1213 (551)	1334 (606)	80° (27°)	1065 (484)	1146 (521)	1260 (573)
	70° (21°)	1181 (537)	1270 (577)	<b>1397 (635)</b>	70° (21°)	1121 (510)	1205 (548)	<b>1326 (603)</b>
Remote Cooled	90° (32°)	1055 (479)	<b>1134 (515)</b>	1264 (574)	90° (32°)	932 (424)	<b>1002 (455)</b>	1058 (481)
	80° (27°)	1150 (523)	1237 (562)	1361 (619)	80° (27°)	930 (423)	1000 (454)	1100 (500)
	70° (21°)	1233 (560)	1325 (602)	<b>1458 (663)</b>	70° (21°)	965 (439)	1038 (472)	<b>1142 (519)</b>
	50° (10°)			1487 (676)	50° (10°)			1165 (529)
	30° (-1°)			1517 (690)	30° (-1°)			1188 (540)
0° (-18°)			1547 (703)	0° (-18°)			1212 (551)	

1. 90°/70° figures are rated in accordance with ARI Standard 810. All remaining points are mathematical estimates.
2. All specifications and performance data are subject to normal manufacturing variances.

### OPERATING LIMITS

Ambient Temp. Range	50° - 110°F (10° - 43°C)
Air & Water	50° - 110°F (10° - 43°C)
Remote	-20° - 110°F (-29° - 43°C)
Water Temp. Range	40° - 100°F (4.5° - 38°C)
Water Pressure Ice Maker	Min. 20 psi (1.4 bar)
Water in	Max. 60 psi (6.9 bar)
Condenser Inlet Water (Water cooled only)	Min. 20 psi (1.4 bar) Max. 60 psi (6.9 bar)



### ORDERING AND SPECIFICATION INFORMATION

Model No.	Cond. Unit	Ice Production per 24 hrs. at 70° Air/50° Water lbs. (Kgs.)	Ice Production per 24 hrs. at 90° Air/70° Water lbs. (Kgs.)	Water Used-Gals. (Lits.) per 100 lbs. of Ice		Kilowatts Used per 100 lbs. of Ice	Btuh	Voltage Characteristics	No. of Wires	Min. Circuit Amp.	Max. Fuse Size	Shipping Weight lbs. (Kgs.)
				ICE Prod.	Cond. Use							
ICE1406•A	Air	1466 (666)	1122 (510)	21.3 (81)	n/a	5.5	22590	208-230/60/1	3	19.6	30	300 (136)
ICE1406•W	Water	1397 (635)	1187 (540)	22.2 (84)	153.4 (581)	4.9	22529	208-230/60/1	3	15.6	20	300 (136)
ICE1406•R	Remote	1458 (663)	1134 (515)	20.0 (76)	n/a	5.6	23085	208-230/60/1	3	23.3	25	300 (136)
ICE1405•A	Air	1263 (574)	901 (410)	22.2 (84)	n/a	6.2	19348	230/50/1	3	20.8	25	300 (136)
ICE1405•W	Water	1326 (603)	1107 (503)	21.1 (80)	177.0 (670)	4.5	20269	230/50/1	3	15.4	20	300 (136)
ICE1405•R	Remote	1142 (519)	1002 (455)	18.1 (69)	n/a	6.1	21330	230/50/1	3	18.1	25	300 (136)

ERC-2661	Remote Condenser for 1 model ICE1400R (208-230/50-60/1 voltage)											100 (46)
RT-325-404	25 ft. (7.6m) Precharged Tubing Kit for R-404A models											13 (6)
RT-340-404	40 ft. (12m) Precharged Tubing Kit for R-404A models											18 (8)
RT-345-404	45 ft. (13.7m) Precharged Tubing Kit for R-404A models											19 (9)
RT-360-404	60 ft. (18.2m) Precharged Tubing Kit for R-404A models											26 (12)

See Bin specification sheet for information on ice storage bins

- represents cube size. For full cube substitute an "F", for half cube substitute an "H".
- Please note: air-cooled units require 6" (152 mm) clearance for air intake and exhaust.



We reserve the right to make changes in design and construction at any time without obligation.  
2003 ©ICE-O-Matic Rev Code: 1012B-07/03-55



ICE-O-Matic 11100 E. 45th Avenue, Denver, CO 80239  
Tel. 303 371-3737 Fax. 303 371-6296 www.iceomatic.com