



# Storage Bins

- ✓ **Application storage capacity from 225 lbs. (116 Kgs.) to 1866 lbs. (846 Kgs.)**
- ✓ **Ultra-low profile - 28 inches (711 mm) to 66 inches (1676 mm) tall**
- ✓ **Multiple bin tops provide an easy solution for mounting ICE machines on different sized bins**



B55 Bin

## ***ICE-O-Matic is the Best ICE Making Solution for: Hard Water, Food Safety and Tight Spaces***

### **Problem**

### **Solution**

#### **Optimal Bin Storage**

Bin not large enough?

#### **Multiple Solutions**

255 pounds to 1866 pounds to fit all application needs

#### **Ice Melts Too Fast**

Inadequate bin insulation causes Ice to melt too quickly

#### **Insulation**

Each polyethylene bin liner is insulated with FOAM for maximum ICE PRESERVATION - 1.5 to 3 inches of insulation

#### **Getting The Ice Out**

High profile bin openings make it difficult to quickly and safely get Ice from the bin

#### **Low Profile**

Easily allows access to ICE without a stepping stool. Large door opening for scooping or shoveling ICE

#### **Corrosion**

Chlorine in the water causes corrosion of stainless-steel bin liners

#### **Corrosion Protection**

Polyethylene bin liners protect against corrosion

#### **On The Level**

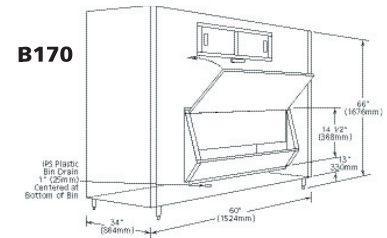
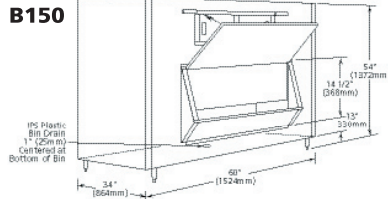
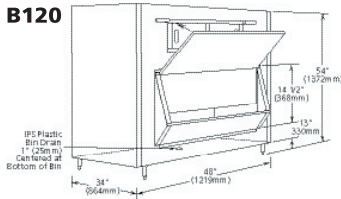
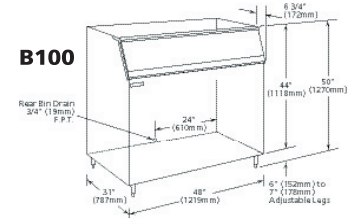
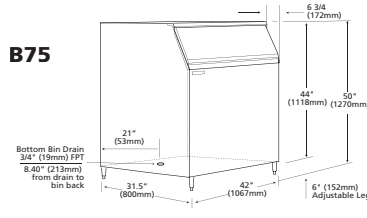
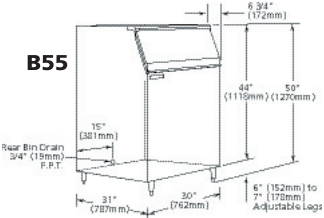
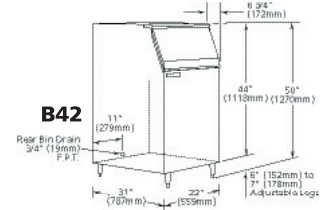
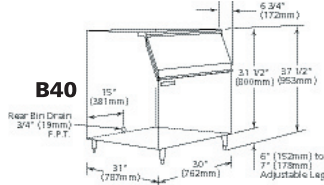
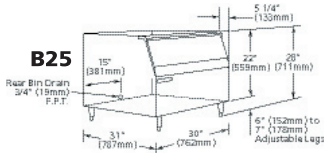
Uneven floors cause water drainage problems

#### **Adjustable Legs**

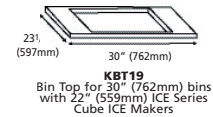
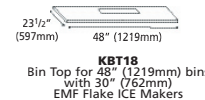
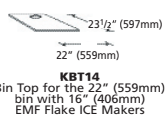
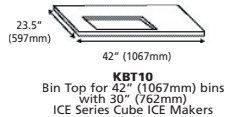
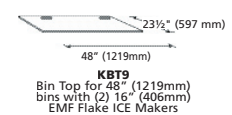
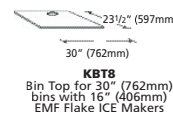
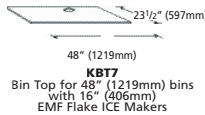
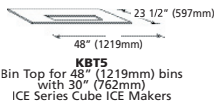
6 inch adjustable NSF approved legs - standard

Storage Bins

**Dimensions**



**Bin Tops**



**ORDERING AND SPECIFICATION INFORMATION**

**Required Bin Top**

Bin Model No.	App. Storage Rating lbs./cu. ft. 90% Int. vol.	ARI Bin Storage lbs. (kgs.)	ICE Series™ Cube ICE Makers						Flake ICE Makers			Weight Lbs. (Kgs.)
			22" wide	30" wide	48" wide	16" wide	30" wide	48" wide				
B25PP	255 (116)	190 (86)	KBT19	Not Required	N/A	KBT8	Not Required	N/A	95 (43)			
B40PS	365 (166)	270 (123)	KBT19	Not Required	N/A	KBT8	Not Required	N/A	135 (61)			
B42PS	374 (170)	275 (125)	Not Required	N/A	N/A	KBT14	N/A	N/A	135 (61)			
B55PS	556 (252)	400 (182)	KBT19	Not Required	N/A	KBT8	Not Required	N/A	175 (79)			
B75PS	740 (336)	580 (263)	N/A	KBT10	N/A	N/A	KBT10	N/A	185 (84)			
B100PS	927 (420)	670 (304)	Not Available	KBT5	Not Required	KBT7, KBT9	KBT18	Not Included	230 (104)			
B120S*/SS	1193 (541)	896 (407)	Included	Included	Included	Not Included	Not Included	Not Included	345 (156)			
B150SP*/SS	1499 (680)	1135 (515)	Included	Included	Included	Not Included	Not Included	Not Included	355 (161)			
B170SP*/SS	1866 (846)	1417 (643)	Included	Included	Included	Not Included	Not Included	Not Included	375 (170)			

\* = Polyethylene Bin Top is included for each Cube ICE Maker– must specify ICE Maker application when ordering bin.  
Bin Top is not included for Flake ICE Makers. Bin Height includes 6" (423mm) legs. All bins have polyethylene liners.



We reserve the right to make changes in design and construction at any time without obligation.  
©ICE-O-Matic Rev Code: 1016D-01/05-SS



ICE-O-Matic 11100 E. 45th Avenue, Denver, CO 80239  
Tel. 303 371-3737 Fax. 303 371-6296 www.iceomatic.com